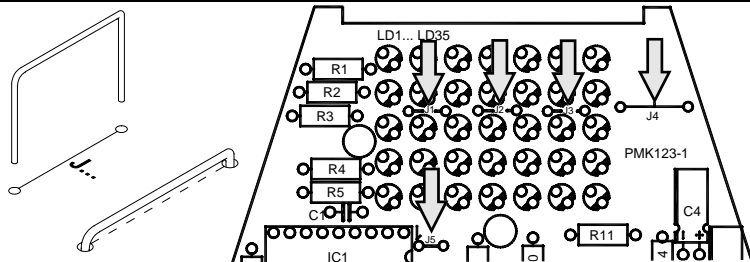


START

- 1**
- ◇ J1
 - ◇ J2
 - ◇ J3
 - ◇ J4
 - ◇ J5



- 2**
- ◇ R1... R6: 330 Ohm
 - ◇ R7, R8, R9: 0 ohm
 - ◇ R10... R13: 2K2

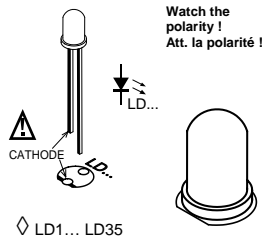
Resistor -
Weerstand -
Resistance -
Motstand -
Vastus -
Resistenze

(Orange, Orange, Brown) -(Oranje, Oranje, Bruin) -(Orange, Orange, Brun) -(Orange, Orange, Braun) -(Orange, Orange, Brun) -(Oranssi, Oranssi, Ruskea) -(Naranjado, Naranjado, Marrón) -(Laranja, Laranja, Castanho) -(Aranciato, Aranciato, Marrone)

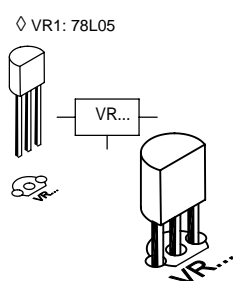
(Black) -(zwart) -(noir) -(Schwarz) -(Svart) -(Musta) -(Negro) -(Preto) -(Nero)

((Red, Red, Red) -(Rood, Rood, Rood) -(Rouge, Rouge, Rouge) -(Rot, Rot, Rot) (Röd, Röd, Röd) -(Punainen, Punainen, Punainen) -(Rojo, Rojo, Rojo) -(Encarnado, Encarnado, Encarnado) -(Rosso, Rosso, Rosso)

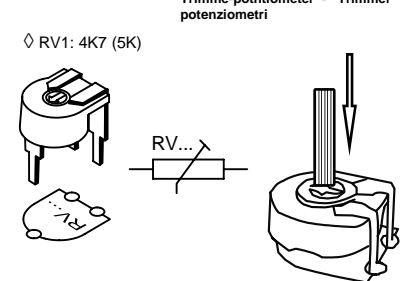
6 LED 3mm



7 REGULATOR

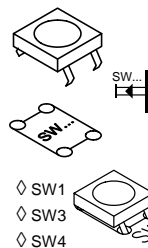


8 TRIMMER

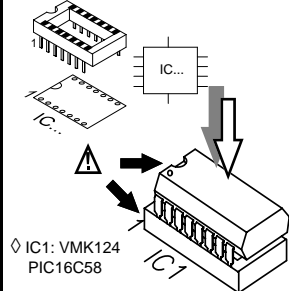


Trimpotentiometer - Potentiomètre de réglage - Potentiometro de regulación - Trimmerpotentiometer - Trimmerpotentiometer - Trimmerpotenziometri

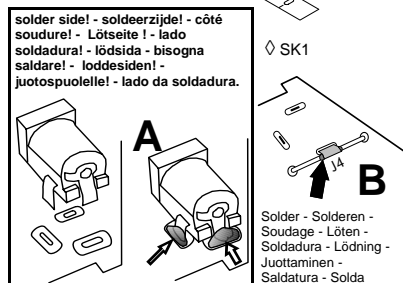
9 PUSH BUTTON



10 SOCKET + IC



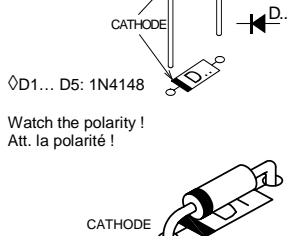
11 POWER JACK



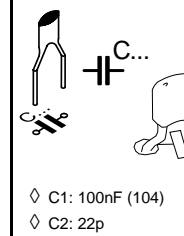
solder side! - solderzijde! - côté soudure! - Lötseite! - lado soldadura! - lödsida - bisogna saldare! - loddesiden! - juotospuolellet! - lado da soldadura.

Solder - Solderen - Soudage - Löten - Soldadura - Lödning - Juottaminen - Saldatura - Solda

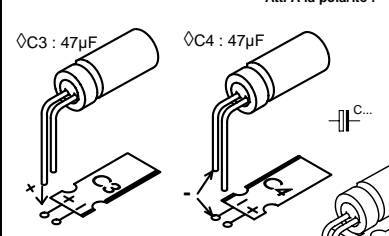
3 DIODE



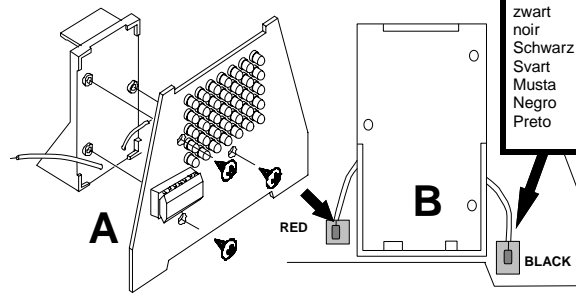
4 CAPACITORS



5 ELECTROLYTIC CAPACITORS



12 BATTERY HOLDER



13 DISPLAY

